



# SARIS Van Body

The trailer that has  
everything!



# The trailer that has everything!

The SARIS Van Body is a versatile trailer. Ideal for transporting valuable and fragile items. Your properties are well protected from theft, weather conditions and external influences in this quality trailer. The SARIS Van Body is also usable as a mobile workshop or as a sales booth. The SARIS Van Body is standard very extensive, but it can also be expanded with many options and accessories. There are also options for customization.







SARIS GO 256 134 150 1350 1



## This makes the SARIS Van Body unique:

- ✓ Protect your load against various weather conditions
- ✓ Possibilities to secure your load flexibly thanks to innovative airline rail concept
- ✓ Fully welded chassis with screwable drawbar
- ✓ Constructed from high-quality materials
- ✓ Can be expanded with many options and accessories
- ✓ Safe to close with anti-theft hinges
- ✓ Exterior wall with GRP (Glassfiber Reinforced Plastic) finish:  
extra strong and easy to label and clean
- ✓ Available in many height/width/length variants
- ✓ GO 256 134 1350 in 138 cm height:  
ideal trailer for parking garages/toll roads (low rate)

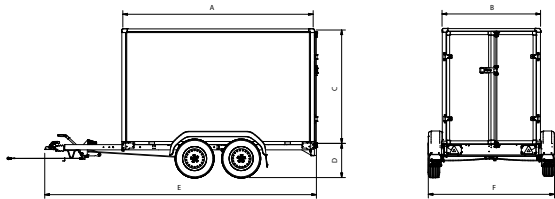


## The SARIS Van Body comes with following equipment as standard:

- 1 Rear doors
- 2 Anti-theft hinges
- 3 Handles
- 4 Rain gutter
- 5 Airline rail with movable lashing points 600 daN
- 6 V-shaped tow bar
- 7 Movable LED lighting
- 8 Outside white GRP, inside grey
- 9 Jockey wheel



# Choose the SARIS Van Body that fits you!



SARIS GO 306 154 200 2000 2

| Technical details             | GO 256<br>134 138<br>1350 1 | GO 256<br>134 150<br>1350 1 | GO 256<br>134 180<br>1350 1 | GO 306<br>154 150<br>1500 1 | GO 306<br>154 180<br>1500 1 | GO 306<br>154 150<br>2000 2 | GO 306<br>154 180<br>2000 2 | GO 306<br>154 200<br>2000 2 | GO 306<br>154 150<br>2700 2 | GO 306<br>154 180<br>2700 2 | GO 306<br>154 200<br>2700 2 | GO 356<br>169 180<br>2700 2 | GO 356<br>169 200<br>2700 2 |
|-------------------------------|-----------------------------|-----------------------------|-----------------------------|-----------------------------|-----------------------------|-----------------------------|-----------------------------|-----------------------------|-----------------------------|-----------------------------|-----------------------------|-----------------------------|-----------------------------|
| Length (A) (cm)               | 256                         | 256                         | 256                         | 306                         | 306                         | 306                         | 306                         | 306                         | 306                         | 306                         | 306                         | 356                         | 356                         |
| Width (B) (cm)                | 134                         | 134                         | 134                         | 154                         | 154                         | 154                         | 154                         | 154                         | 154                         | 154                         | 154                         | 169                         | 169                         |
| Height Van Body (C) (cm)      | 138                         | 150                         | 180                         | 150                         | 180                         | 150                         | 180                         | 200                         | 150                         | 180                         | 200                         | 180                         | 200                         |
| Loading floor height (D) (cm) | 54                          | 54                          | 54                          | 53                          | 53                          | 52                          | 52                          | 52                          | 52                          | 52                          | 52                          | 52                          | 52                          |
| Total length (E) (cm)         | 388                         | 388                         | 388                         | 437                         | 437                         | 435                         | 435                         | 435                         | 436                         | 436                         | 436                         | 489                         | 489                         |
| Total width (F) (cm)          | 187                         | 187                         | 187                         | 207                         | 207                         | 203                         | 203                         | 203                         | 203                         | 203                         | 203                         | 217                         | 217                         |
| Total weight (kg)*            | 1350                        | 1350                        | 1350                        | 1500                        | 1500                        | 2000                        | 2000                        | 2000                        | 2700                        | 2700                        | 2700                        | 2700                        | 2700                        |
| Own weight (kg)               | 438                         | 449                         | 482                         | 570                         | 590                         | 610                         | 644                         | 665                         | 646                         | 680                         | 701                         | 769                         | 792                         |
| Loading capacity (kg)         | 912                         | 901                         | 868                         | 930                         | 910                         | 1390                        | 1356                        | 1335                        | 2054                        | 2020                        | 1999                        | 1931                        | 1908                        |
| Tyre size (inch)              | 14                          | 14                          | 14                          | 14                          | 14                          | 13                          | 13                          | 13                          | 14                          | 14                          | 14                          | 14                          | 14                          |
| Single / Double axle          | Single                      | Single                      | Single                      | Single                      | Single                      | Double                      | Double                      | Double                      | Double                      | Double                      | Double                      | Double                      | Double                      |
| T-shaped / V-shaped tow bar   | V                           | V                           | V                           | V                           | V                           | V                           | V                           | V                           | V                           | V                           | V                           | V                           | V                           |
| Braked / unbraked             | Braked                      | Braked                      | Braked                      | Braked                      | Braked                      | Braked                      | Braked                      | Braked                      | Braked                      | Braked                      | Braked                      | Braked                      | Braked                      |

\* Can be set to lower gross trailer weight rating.

# Options\*

- 1 Side door
- 2 Side hitch
- 3 Ramp
- 4 Shock absorbers (per axle)
- 5 Rails with bar
- 6 Exterior grey, interior white




Configure your trailer online!  
Go to: [www.saris.net](http://www.saris.net)





## Accessories\*\*

- 1 Spare wheel (includes support)
- 2 Propstands (set)
- 3 Security lock
- 4 Lashing straps (2 pieces)
- 5 Lashing point loose
- 6 Foldable propstands (o.i.c.w. ramp for length 306 and 356)



Less space needed? Take a look at our luggage trailer: the McAlu Comfort with lid




 → Keep your trailer in top condition.  
 Read more about our Service and Warranty on [www.saris.net](http://www.saris.net)

\*\* Accessories are supplied separately / unassembled and several models are available. Ask your dealer for the possibilities.



# Works for you

## Commitment

Commitment is embedded in every part of the production process of our trailers. We are continuously working on further improving our trailers, based on experience, expertise and craftsmanship. Reliable products, built by a reliable company. That has been a key part of our culture for over 60 years - leading to top quality products and clear agreements with our customers and suppliers.

## Cooperation

SARIS builds trailers and aims for longterm relationships with suppliers, dealers and end-users. We listen to these partners and we trust them. This cooperation leads to innovative products which support the businesses of our partners. SARIS focusses on customers and dealers, who can always count on the best service and quality.

## Craftsmanship

SARIS trailers are built by craftspeople, for craftspeople. It all starts with a carefully considered design, developed through sophisticated detailing to deliver visual appeal. We only use the best materials and produce high-quality products using certified processes. SARIS trailers are built to help you move mountains.

Your SARIS dealer:

